

Course
&
Test Series

Self-Made Assignment - MS Power Point


Group and Ungroup Objects in Power Point




Picture 1



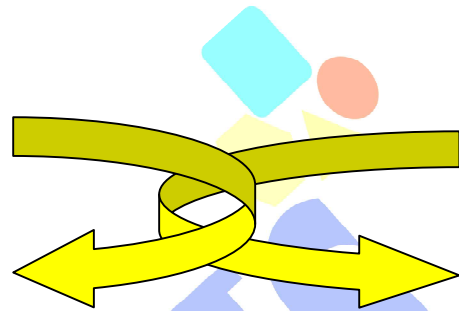
Picture 2



Picture 3



Picture 4



Picture 5

1. Make the group of first two pictures and give name "Grouping of two Pictures".
2. Make a group of all circles in third picture.
3. Rotate the fourth picture to Flip Vertical.
4. Rotate the last picture to Flip Horizontal and Flip Vertical.

CBSE

ICSE

NTSE

Banking & Insurance

Central Govt. Service

State Govt. Services

LAW Entrance

MBA Entrance

Railways & Metro Services

...many more

abhyasonline.in