

Microsoft Word

Module 3 - Using Shortcuts, Zoom In - Out, Clipboard in MS Word

Definition

Zoom In and Zoom Out refer to the action of adjusting the magnification level of content on a screen. In the context of programs like Microsoft Word or on your device's display, they are used to change how much of the content you can see at once and how large or small that content appears.

Zoom In:

- **What it does:** Makes the content appear larger.
- **Effect:** You can see more detail in the text, images, or page layout. However, the visible area may become smaller because you're enlarging everything on the screen.
- **When to use:** If you need to read smaller text more easily, or get a closer look at details in a document, image, or graphic.

Zoom Out:

- **What it does:** Makes the content appear smaller.
- **Effect:** You can see more of the document or image at once, but the content becomes smaller and may be harder to read.
- **When to use:** If you want to view the overall layout of a document, image, or webpage, or to see the bigger picture without focusing on a particular detail.

Shortcut Of Zoom In and Zoom Out

Zoom In:

- **Shortcut:** Ctrl + Scroll Up (Hold Ctrl and scroll your mouse wheel upwards).

Zoom Out:

- **Shortcut:** Ctrl + Scroll Down (Hold Ctrl and scroll your mouse wheel downwards).
- **Default Zoom Size:** In Microsoft Word, the default zoom level is typically set to 100%, which displays the document at its actual size. This setting allows you to view the document as it will appear when printed.

Home Menu

 CBSE

 ICSE

 NTSE

 Banking & Insurance

 Central Govt. Service

 State Govt. Services

 LAW Entrance

 MBA Entrance

 Railways & Metro Services

...many more

abhyasonline.in

**Course
&
Test Series**

 **CBSE**

 **ICSE**

 **NTSE**


 **Banking &
Insurance**

 **Central Govt.
Service**

 **State Govt.
Services**

 **LAW
Entrance**

 **MBA
Entrance**

 **Railways & Metro
Services**

...many more

abhyasonline.in

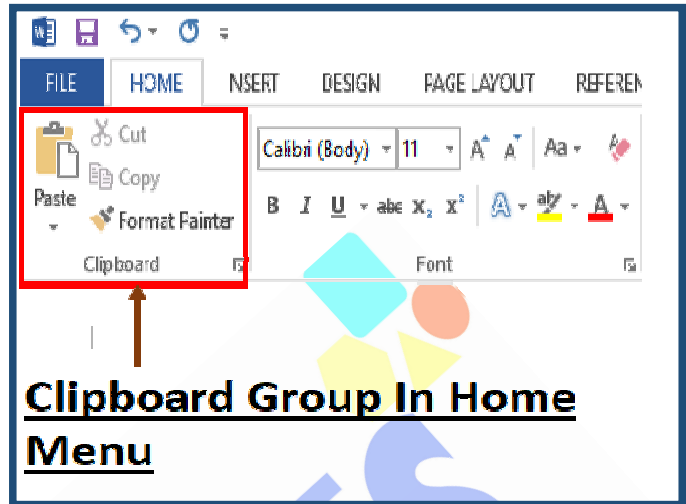
Using Shortcuts, Zoom In- Out, Clipboard in MS Word

Clipboard Group in MS Word

The Clipboard is a temporary storage area in your computer's memory where data is stored when you copy or cut something. This data can be text, images, files, or any other type of content. You can then paste the copied or cut content from the clipboard into another location.

Key Functions of the Clipboard:

- **Copy:** When you copy something (using Ctrl + C), it gets stored in the clipboard. You can then paste it anywhere else, such as in a different document or program.
- **Cut:** When you cut something (using Ctrl + X), it also goes into the clipboard, but the original content is removed from its original location and can be pasted elsewhere.
- **Paste:** After copying or cutting, you can paste the content into a different place (using Ctrl + V).
- **Format Painter:** The Format Painter is a tool in Microsoft Office applications like Word, Excel, and PowerPoint that allows you to quickly copy formatting from one part of your document and apply it to another. This feature is particularly useful for maintaining consistency in your documents without manually adjusting each element.



Keyboard Shortcut Method (Alt Key Sequence)

You can use the **Alt** key sequence to activate Format Painter:

1. **Select the text** with the formatting you want to copy.
2. Press:
 - Alt → H → F → P
 - (Press Alt, then H, then quickly F and P)
 - Alt + H opens the **Home** tab
 - F P triggers the **Format Painter**

✓ This is called a sequential shortcut, not a combo like Ctrl + C.

Course
&
Test Series

Using Shortcuts, Zoom In- Out, Clipboard in MS Word



CBSE



ICSE



NTSE



Banking &
Insurance



Central Govt.
Service



State Govt.
Services



LAW
Entrance



MBA
Entrance



Railways & Metro
Services

...many more

abhyasonline.in

3. Then use arrow keys or mouse to select the text where you want to apply the formatting.

Bonus: Repeat Formatting with F4

If you apply a format once (like bold, font color, etc.), pressing **F4** repeats your **last formatting action** – helpful for repeating without using Format Painter again.

Three methods to do Cut, Copy, and Paste in most applications

1. Keyboard Shortcuts

This is the **fastest** and most commonly used method.

- **Copy:** Press Ctrl + C
- **Cut:** Press Ctrl + X
- **Paste:** Press Ctrl + V

➔ Ideal for quick work without using the mouse.

2. Right-Click Menu

This method uses the **mouse** and is helpful for beginners.

- **Copy:** Select the text or file → Right-click → Click **Copy**
- **Cut:** Select the text or file → Right-click → Click **Cut**
- **Paste:** Go to the desired place → Right-click → Click **Paste**

➔ Useful if you're not comfortable with shortcuts.

3. Menu Bar / Ribbon Options

Found in most software like MS Word, Excel, and Google Docs.

- **Copy:** in Clipboard Group - Home Menu
- **Cut:** in Clipboard Group - Home Menu
- **Paste:** in Clipboard Group - Home Menu

➔ Useful when working with the toolbar or touch-based devices.

Working of Clipboard:

- The Clipboard only holds one item at a time (usually the most recent copy or cut action).
- If you copy or cut something new, it replaces the previous content in the clipboard.
- You can only paste the last thing you copied or cut.

Difference Between Paste and Paste Special



Course & Test Series

CBSE

ICSE

NTSE

Banking & Insurance

Central Govt. Service

State Govt. Services

LAW Entrance

MBA Entrance

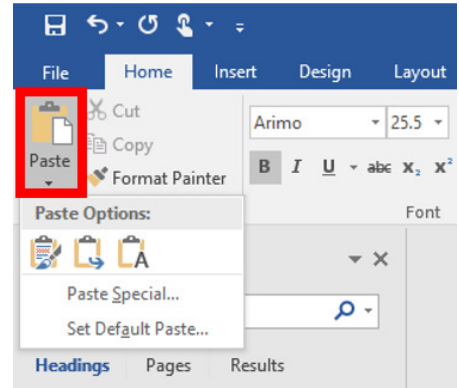
Railways & Metro Services

...many more

abhyasonline.in

Using Shortcuts, Zoom In- Out, Clipboard in MS Word

In Microsoft Word, **Paste** inserts the copied content along with its original formatting, while **Paste Special** offers advanced options to control how the content is pasted, such as pasting only the text without formatting or pasting as a picture.



Paste (Ctrl + V)

- **Function:** Directly pastes the content **exactly as copied**, including formatting (font, color, size), formulas (in Excel), or objects.
- **Use When:** You want the pasted content to **look exactly the same as the original.**

Example:

- If you copy bold, red text from Word and paste it normally, it will stay bold and red.

Paste Special

- **Function:** Gives you **more control over how the content is pasted.**
- You can choose to:
 - Paste **only the text**, without formatting
 - Paste as an **image**
 - Paste as **values only** (in Excel)
 - Paste **without links** or formulas
- **Shortcut (Word/Excel):** Ctrl + Alt + V or via right-click → **Paste Special**
- Use When:**
 - You want to **remove formatting**
 - You want to paste **only values or text**

Shortcuts Of Clipboard in MS Word

- Cut: Ctrl+X
- Copy: Ctrl+C
- Paste: Ctrl+V
- Paste Special: Ctrl+Alt+V

Assignment

Online Education: Revolutionizing Learning in the Digital Age

Course
&
Test Series



CBSE



ICSE



NTSE



Banking &
Insurance



Central Govt.
Service



State Govt.
Services



LAW
Entrance



MBA
Entrance



Railways & Metro
Services

...many more

abhyasonline.in

Using Shortcuts, Zoom In- Out, Clipboard in MS Word

Online education has transformed the traditional learning landscape, offering unprecedented flexibility and accessibility to learners worldwide. This mode of education leverages digital platforms to deliver instructional content, enabling students to engage with course materials at their own pace and from any location.

Advantages of Online Education

Flexibility and Convenience: Students can access lectures, assignments, and resources at any time, accommodating diverse schedules and learning preferences.

Cost-Effectiveness: Online programs often eliminate expenses related to commuting, housing, and physical textbooks, making education more affordable.

Diverse Course Offerings: A wide array of courses and programs are available online, catering to various interests and professional fields.

Global Access: Learners from different geographical locations can enroll in courses offered by institutions worldwide, promoting a more inclusive educational environment.

Challenges in Online Education

Despite its benefits, online education faces several challenges:

- **Digital Divide:** Access to reliable internet and technology remains a barrier for some students, hindering their ability to participate in online learning.
- **Self-Motivation and Discipline:** The lack of a structured classroom environment requires students to be highly self-motivated and disciplined to succeed.
- **Limited Social Interaction:** The absence of face-to-face interactions can lead to feelings of isolation and may impact the development of communication skills.

Instruction:

Zoom In:

- Use the shortcut Ctrl + Scroll Up (Mouse wheel).
- Increase the zoom level to 150%.

Zoom Out:

- Use the shortcut Ctrl + Down (Mouse wheel).
- Decrease the zoom level to 75%.

Take a screenshot of your screen when the document is at 150% Zoom and paste it below using Ctrl + V



Course
&
Test Series

Using Shortcuts, Zoom In- Out, Clipboard in MS Word

 CBSE

 ICSE

 NTSE

 Banking & Insurance

 Central Govt. Service

 State Govt. Services

 LAW Entrance

 MBA Entrance

 Railways & Metro Services

...many more

abhyasonline.in

