

**Course
&
Test Series**

Hyper Text Markup Language HTML - Advance - Module 4

HYPER TEXT MARKUP LANGUAGE (HTML)

Adding Tables in HTML

 **CBSE**

 **ICSE**

 **NTSE**

 **Banking & Insurance**

 **Central Govt. Service**

 **State Govt. Services**

 **LAW Entrance**

 **MBA Entrance**

 **Railways & Metro Services**

...many more

abhyasonline.in

What are HTML Tables?

An HTML Table is an arrangement of data in rows and columns in tabular format. Tables are useful for various tasks, such as presenting text information and numerical data. A table is a useful tool for quickly and easily finding connections between different types of data. Tables are also used to create databases.

Importance of Tables:

- **Organization:** Tables help in organizing data systematically. Information presented in rows and columns is easy to follow and understand.
- **Clarity:** They provide a clear way to display complex data, such as statistics, schedules, financial data, and more.
- **Comparison:** Tables make it easy to compare different data points. For instance, comparing prices, features, or any other attributes becomes straightforward.
- **Accessibility:** When properly formatted, tables can be accessible to screen readers, making data accessible to visually impaired users.

Applications of Tables

- **Data Presentation:** Used extensively in presenting data in reports, research papers, and business documents.
- **Web Development:** Tables are used in web pages to display tabular data, such as product lists, schedules, pricing tables, etc.

HTML Tags for Tables

- **<table>:** Defines the structure for organizing data in rows and columns within a web page.
- **<tr>:** Represents a row within an HTML table, containing individual cells.
- **<th>:** Shows a table header cell that typically holds titles or headings.
- **<td>:** Represents a standard data cell, holding content or data.
- **<caption>:** Provides a title or description for the entire table.
- **<tbody>:** Represents the main content area of a table, separating it from the header or footer.
- **<tfoot>:** Specifies the footer section of a table, typically holding summaries or totals.



Hyper Text Markup Language HTML - Advance - Module 4

Course
&
Test Series

Defining Tables in HTML

An HTML table is a structured format for displaying data. The main components of an HTML table are defined using various tags:

- <table>: The outer container for the table.
- <tr>: Defines a row in the table.
- <th>: Defines a header cell in the table.
- <td>: Defines a standard data cell in the table.

Table Cells

Table cells are the building blocks of an HTML table. They are used to hold the data or content. The <td> tag denotes a table cell.

Syntax: <td>Content...</td>

Table Rows

Table rows are created by grouping table cells together. Each row in the table is defined by the <tr> tag.

Syntax:

```
<tr>
  <td>Content...</td>
  <td>Content...</td>
</tr>
```

Table Headers

Table headers are used to provide headings for the table. They are typically bold and centered by default. The <th> tag is used to define a header cell.

Syntax: <th>Content...</th>

Common & Useful <table> Attributes (HTML5)

1. border

Specifies the width of the border around the table.

```
<table border="1">
```

2. cellpadding

Space inside each cell (padding).

```
<table cellpadding="5">
```

3. cellspacing

Space between cells.

```
<table cellspacing="3">
```

 **CBSE**
 **ICSE**
 **NTSE**
 **Banking & Insurance**
 **Central Govt. Service**
 **State Govt. Services**
 **LAW Entrance**
 **MBA Entrance**
 **Railways & Metro Services**
...many more

abhyasonline.in

Course
&
Test Series

Hyper Text Markup Language HTML - Advance - Module 4

[Empty box]

4. width
Sets the table's width (in px or %).
`<table width="80%">`

 **CBSE**

5. height
Sets the table's height.
`<table height="200">`

 **ICSE**

6. align (obsolete)
Aligns the table on the page (left, center, right).
`<table align="center">`

[Empty box]

 **NTSE**

7. bgcolor (obsolete)
Sets background color of the table.
`<table bgcolor="lightblue">`

 **Banking & Insurance**

8. bordercolor (obsolete)
Sets the table's border color.
`<table border="1" bordercolor="red">`

 **Central Govt. Service**

Modern HTML5 (CSS-based) Approach
Most styling is now done using CSS, not attributes.
Example:
`<table style="border: 2px solid black; width: 100%; border-collapse: collapse;">`

 **State Govt. Services**

 **LAW Entrance**

 **MBA Entrance**

 **Railways & Metro Services**

...many more

abhyasonline.in

**Course
&
Test Series**

Hyper Text Markup Language HTML - Advance - Module 4


Simple Table Example Without Border

-  **CBSE**
-  **ICSE**
-  **NTSE**
-  **Banking & Insurance**
-  **Central Govt. Service**
-  **State Govt. Services**
-  **LAW Entrance**
-  **MBA Entrance**
-  **Railways & Metro Services**
- ...many more**

```

1  <!DOCTYPE html>
2  <html>
3  <body>
4  <table>
5  <tr>
6  <th>Book Name</th>
7  <th>Author Name</th>
8  <th>Genre</th>
9  </tr>
10 <tr>
11 <td>The God of Small Things</td>
12 <td>Arundhati Roy</td>
13 <td>Indian Fiction</td>
14 </tr>
15 <tr>
16 <td>The Cruel Prince</td>
17 <td>Holly Black</td>
18 <td>Fantasy</td>
19 </tr>
20 <tr>
21 <td>Sacred Games</td>
22 <td>Vikram Chandra</td>
23 <td>Mystery/Thriller Novel</td>
24 </tr>
25 </table>
26 </body>
27
28 </html>
    
```

**Course
&
Test Series**



Hyper Text Markup Language HTML - Advance - Module 4

Output of Table Without Border

Book Name	Author Name	Genre
The God of Small Things	Arundhati Roy	Indian Fiction
The Cruel Prince	Holly Black	Fantasy
Sacred Games	Vikram Chandra	Mystery/Thriller Novel

Table Example with Border

```

1  <!DOCTYPE html>
2  <html>
3  <body>
4  <table border = 1px>
5  <tr>
6  <th>Dancer Name</th>
7  <th>Dance Form</th>
8  <th>Significance</th>
9  </tr>
10 <tr>
11 <td>Rukmini Devi Arundale</td>
12 <td>Bharatanatyam</td>
13 <td>She is often and widely given credit for reviving this ancient dance form.</td>
14 </tr>
15 <tr>
16 <td>Pandit Birju Maharaj</td>
17 <td>Kathak</td>
18 <td>His excellence in Kathak has been honoured with Padma Vibhushan.</td>
19 </tr>
20 <tr>
21 <td>Sudha Chandran</td>
22 <td>Bharatanatyam</td>
23 <td>Her incredible journey not only inspired millions but
24 <td>also showcased the power of passion and perseverance in dance.</td>
25 </tr>
26 </table>
27 </body>
28 </html>

```

**Course
&
Test Series**

Hyper Text Markup Language HTML - Advance - Module 4

Output of Table with Border

Dancer Name	Dance Form	Significance
Rukmini Devi Arundale	Bharatanatyam	She is often and widely given credit for reviving this ancient dance form.
Pandit Birju Maharaj	Kathak	His excellence in Kathak has been honoured with Padma Vibhushan.
Sudha Chandran	Bharatanatyam	Her incredible journey not only inspired millions but also showcased the power of passion and perseverance in dance.

-  **ICSE**
-  **NTSE**
-  **Banking & Insurance**
-  **Central Govt. Service**
-  **State Govt. Services**
-  **LAW Entrance**
-  **MBA Entrance**
-  **Railways & Metro Services**
- ...many more**

Assignment on Simple Tables in HTML

Ques 1: Make HTML code for the following table:

Year	Outstanding Balance (beginning)	Interest (10%)	Installment	Outstanding Balance (end)
1	Rs. 80,000	Rs. 8,000	Rs. 25,000	Rs. 63,000
2	Rs. 63,000	Rs. 6,300	Rs. 25,000	Rs. 44,300
3	Rs. 44,300	Rs. 4,430	Rs. 25,000	Rs. 23,730
4	Rs. 23,730	Rs. 2,373	Rs. 25,000	Rs. 1,103
5	Rs. 1,103	Rs. 110.30	Rs. 25,000	Rs. 0

Ques 2: Make HTML code for the following table:

Varsity Sport	Males	Females	Total Participants
Baseball	29	0	29
Basketball	14	14	28
Cross Country	16	18	34
Lacrosse	35	19	54
Soccer	29	24	53
Swimming	29	33	62
Tennis	10	10	20
Track and Field	34	23	57
Wrestling	37	0	37
Softball	0	16	16
Volleyball	0	16	16

**Course
&
Test Series**

Hyper Text Markup Language HTML - Advance - Module 4

-  **CBSE**
-  **ICSE**
-  **NTSE**
-  **Banking & Insurance**
-  **Central Govt. Service**
-  **State Govt. Service**
-  **LAW Entrance**
-  **MBA Entrance**
-  **Railways & Metro Services**
- ...many more**

Ques 3: Make HTML code for the following table:

Study Time vs. Grades		
Student	Study Time (hours)	Grade
Bob	2	84
Carlos	4	91
Cindy	5	92
Florence	3	89
Kim	4	88
Lori	4	93
Marisa	1	78
Pat	2	89
Thomas	5	94
Wendy	2.5	87





















Ques 4: Make HTML code for the following table:

Generation	Date	Technology	Examples	Memory	Other characteristics
1 st	1940-1956	vacuum tubes	ENIAC, UNIVAC I, IBM 650, IBM 701	electrostatic and mercury delay line, beginning of core, mag tape	mainframes taking up entire rooms, punched card I/O
2 nd	1956-1963	discrete transistors	IBM 7090 and 7094, UNIVAC 1107, PDP-1 and PDP-8	core, mag tape	first appearance of minicomputer (PDP-8), TTYs used for I/O
3 rd	1964-1971	integrated circuits	IBM System/360, UNIVAC 1108, PDP-8/i, PDP-11/20, PDP-11/45	core, mag tape	multiuser/time-sharing is common
4 th	1971-present	microprocessors	PDP-11/03, PDP-11/34, Apple][, IBM PC, Apple Macintosh, IBM z series	semiconductor memory, floppy, hard disk, optical and SS drives	transition from minicomputers to PCs, fewer mainframes
5 th	current research	artificial intelligence and quantum computing			

Course
&
Test Series

Hyper Text Markup Language HTML - Advance - Module 4

Ques 5: Make HTML code for the following table using image tag:

Fruits Name in English			
 Apple	 Banana	 Orange	 Mango
 Grapes	 Pineapple	 Pomegranate	 Avocado
 Coconut	 Papaya	 Watermelon	 Strawberry
 Cherry	 Apricot	 Kiwi	 Jackfruit
 Lime	 Peach	 Pear	 Tamarind

 **CBSE**
 **ICSE**
 **NTSE**
 **Banking & Insurance**
 **Central Govt. Service**
 **State Govt. Services**
 **LAW Entrance**
 **MBA Entrance**
 **Railways & Metro Services**
...many more
abhyasonline.in

**Course
&
Test Series**

 **CBSE**

 **ICSE**

 **NTSE**

 **Banking &
Insurance**

 **Central Govt.
Service**

 **State Govt.
Services**

 **LAW
Entrance**

 **MBA
Entrance**

 **Railways & Metro
Services**

...many more

abhyasonline.in

Hyper Text Markup Language HTML - Advance - Module 4

Rowspan and Colspan in Table

Rowspan and Colspan are attributes used in HTML tables to control the spanning of rows and columns across multiple cells.

Rowspan Attribute

The rowspan attribute is used to make a single cell span multiple rows vertically within a table. It is specified within a <td> or <th> element and indicates how many rows the cell should span.

Syntax:

```
<td rowspan="number">Content</td>
```

Example:

```
<!DOCTYPE html>
<html>
<head>
<style>
table, td {
border: 1px solid black;
border-collapse: collapse;
padding: 6px;
}
</style>
</head>
<body>
<table>
<tr>
<td>Row 1, Cell 1</td>
<td>Row 1, Cell 2</td>
</tr>
<tr>
<!-- This cell spans 3 rows -->
<td rowspan="3">Spanned Cell</td>
<td>Row 2, Cell 2</td>
</tr>
<tr>
<td>Row 3, Cell 2</td>
</tr>
</table>
</body>
</html>
```

Row 1, Cell 1	Row 1, Cell 2
Spanned Cell	Row 2, Cell 2
	Row 3, Cell 2

OUTPUT of ROWSPAN

**Course
&
Test Series**

 **CBSE**

 **ICSE**

 **NTSE**

 **Banking &
Insurance**

 **Central Govt.
Service**

 **State Govt.
Services**

 **LAW
Entrance**

 **MBA
Entrance**

 **Railways & Metro
Services**

...many more

abhyasonline.in

Hyper Text Markup Language HTML - Advance - Module 4

Colspan Attribute

The colspan attribute is used to make a single cell span multiple columns horizontally within a table. It is also specified within a <td> or <th> element and indicates how many columns the cell should span.

Syntax:

```
<td colspan="number">Content</td>
```

Example:

```
<!DOCTYPE html>
<html>
<head>
  <style>
    table, td {
      border: 1px solid black;
      border-collapse: collapse;
      padding: 6px;
    }
  </style>
</head>
<body>
  <table>
    <tr>
      <td>Row 1, Cell 1</td>
      <td colspan="2">Spanned Cell</td>
    </tr>
    <tr>
      <td>Row 2, Cell 1</td>
      <td>Row 2, Cell 2</td>
      <td>Row 2, Cell 3</td>
    </tr>
  </table>
</body>
</html>
```

Row 1, Cell 1	Spanned Cell	
Row 2, Cell 1	Row 2, Cell 2	Row 2, Cell 3

OUTPUT for COLSPAN

**Course
&
Test Series**

Hyper Text Markup Language HTML - Advance - Module 4

Assignments on Using Rowspan and Colspan in Tables

Day	Seminar		
	Schedule		Topic
	Begin	End	
Monday	8:00 a.m.	5:00 p.m.	Introduction to XML
	Validity: DTD and Relax NG		
Tuesday	8:00 a.m.	11:00 a.m.	XPath
	11:00 a.m.	2:00 p.m.	
	2:00 p.m.	5:00 p.m.	XSL Transformations
Wednesday	8:00 a.m.	12:00 p.m.	XSL Formatting Objects

 **CBSE**

 **ICSE**

 **NTSE**

 **Banking &
Insurance**

Time Table					
	Mon	Tue	Wed	Thu	Fri
Hours	Science	Maths	Science	Maths	Arts
	Science	Maths	Science	Maths	Arts
	LUNCH				
	Science	Maths	Science	Maths	Project
	Science	Maths	Science	Maths	

 **Entrance**

 **Railways & Metro
Services**

...many more

abhyasonline.in

**Course
&
Test Series**

 **CBSE**

 **ICSE**

 **NTSE**

 **Banking &
Insurance**

 **Central Govt.
Service**

 **State Govt.
Services**

 **LAW
Entrance**

 **MBA
Entrance**

 **Railways & Metro
Services**

...many more

abhyasonline.in

Hyper Text Markup Language HTML - Advance - Module 4

Team Performance

Team	Q1		Q2	
Member	Tasks Completed	Issues Resolved	Tasks Completed	Issues Resolved
Team A	25	20	30	18
	28	22	35	25
Team B	22	18	28	20
	20	15	25	16
	25	20	30	22

Fruits & Vegetables

Veggies		Fruits		
Yellow Pepper	Banana	Orange	Pineapple	Yellow
Yello Zucchini				
Pumpkin	Corn			
Red Pepper	Strawberry	Watermelon	Cherries	Red
Beet				
Radishes				

**Course
&
Test Series**

Hyper Text Markup Language HTML - Advance - Module 4

 **CBSE**

 **ICSE**

 **NTSE**

 **Banking &
Insurance**

 **Central Govt.
Service**

 **State Govt.
Services**

 **LAW
Entrance**

 **MBA
Entrance**

 **Railways & Metro
Services**

...many more

abhyasonline.in

Student Name	Student Reg No.	Subject Name	Obtained Marks	Total Marks	Average Marks
Alan	Std-01	Math	50.00	150.00	50.00
		Physics	50.00		
		Chemistry	50.00		
Scott	Std-01	Math	50.00	150.00	50.00
		Physics	50.00		
		Chemistry	50.00		
John	Std-01	Math	50.00	150.00	50.00
		Physics	50.00		
		Chemistry	50.00		

**Table A(2b)
Attributable Ownership Interest by Ethnicity
Stations with One or More Attributable Persons
Full Power Commercial Television Stations - 2013**

Ethnicity		No. of Stations and Percent of Total							
		Nationally		Nielsen DMA 1-50		DMA 51-100		DMA 101+	
		No.	%	No.	%	No.	%	No.	%
Hispanic or Latino	Female	96	7.7	69	14.8	9	2.7	18	4.1
	Male	274	22.1	153	32.9	56	17.0	65	14.6
	Total	322	26.0	189	40.6	64	19.4	69	15.5
Non-Hispanic or Latino	Female	984	79.4	404	86.9	273	82.7	307	69.1
	Male	1,201	96.9	458	98.5	327	99.1	416	93.7
	Total	1,210	97.7	460	98.9	329	99.7	421	94.8
Total stations		1,239	100%	465	100%	330	100%	444	100%
Insufficient data		147	---	75	---	30	---	42	---
Stations not filed		1	---	0	---	0	---	1	---
All licensed stations		1,387	---	540	---	360	---	487	---

Course & Test Series

Hyper Text Markup Language HTML - Advance - Module 4

tbody and tfoot in Tables

 **CBSE**

 **ICSE**

 **NTSE**

 **Banking & Insurance**

 **Central Govt. Service**

 **State Govt. Services**

 **LAW Entrance**

 **MBA Entrance**

 **Railways & Metro Services**

...many more

abhyasonline.in

Using <tbody> tag

<tbody> is the part of a table that holds the main information or main rows of the table.

Using <tfoot> tag

<tfoot> is the part of a table used for the last row or summary, like totals or notes.

It usually contains things like:

- Total amount
- Average
- Final message
- Summary of the table

Why Use thead and tfoot?

<u>Benefit</u>	<u>Description</u>
Better organization	Separates header, body, and footer logically
Improved CSS styling	Apply styles specifically to header/footer sections
Accessibility	Screen readers understand the table structure
Browser efficiency	Browsers can repeat headers on paginated print views

**Course
&
Test Series**

Hyper Text Markup Language HTML - Advance - Module 4

 **CBSE**

 **ICSE**

 **NTSE**

 **Banking &
Insurance**

 **Central Govt.
Service**

 **State Govt.
Services**

 **LAW
Entrance**

 **MBA
Entrance**

 **Railways & Metro
Services**

**...many more
abhyasonline.in**

Table body

Name	Class	Roll No	Age
Deepak	BBA	101	24
Tushar	BCA	102	23
Hema	BCA-AI	103	23
Tamara	BBA	104	22
Deepak	BBA	101	24
Tushar	BCA	102	23
Hema	BCA-AI	103	23
Tamara	BBA	104	22
Deep	BBA	105	23
Tannu	Bcom	106	24
Deepak	BBA	101	24
Tushar	BCA	102	23
Hema	BCA-AI	103	23
Deepak	BBA	101	24
Tushar	BCA	102	23
Hema	BCA-AI	103	23
Deepak	BBA	101	24
Tushar	BCA	102	23
Hema	BCA-AI	103	23
Deepak	BBA	101	24
Tushar	BCA	102	23
Sheet continue			

file:///C:/Users/jpc/Desktop/table3.html 1/2

11/26/25, 2:41 PM table3.html

Name	Class	Roll No	Age
Hema	BCA-AI	103	23
Tushar	BCA	102	23
Hema	BCA-AI	103	23
Tushar	BCA	102	23
Hema	BCA-AI	103	23
Sheet continue			

Explanation of above example:
In this given example, we have created a heading using the <thead> tag, stored data using <tbody> tag and then we have added <tfoot> at the end. With the using of <thead> and <tfoot> tag , if the data is large and is split across multiple

**Course
&
Test Series**

Hyper Text Markup Language HTML - Advance - Module 4

pages then the heading and footer will appear on each single pages as shown in the above image. The **thead - Name, Class, Roll No and Age** in red color appears on every page of Print Preview. The **tfoot - Sheet Continue** will appear in the end of every page.

 **CBSE**

Assignment

Subject code and Subject Name	Internal Assessment		External Assessment		Grand Total		Remarks
	MM	MO	MM	MO	MM	MO	
Economics Theory	40	32	60	43	100	75	P
Elemetus of Statistics	40	31	60	38	100	69	P
Company Law	40	32	60	47	100	79	P
Money, Banking, Financial Management	40	31	60	36	100	67	P
Elements of Coding	40	32	60	47	100	79	P

 **Central Govt. Service**

 **State Govt. Services**

 **LAW Entrance**

 **MBA Entrance**

 **Railways & Metro Services**

...many more
abhyasonline.in

